

New time-saving course management capabilities and enriched course content creation in Blackboard Learn

Available with July and August 2023 product releases



Time is a precious resource for educators, and by harnessing the power of efficient LMS tools, instructors can focus on what truly matters—delivering high-quality education. With the new Course Management panel for Blackboard® Learn, instructors can quickly view/edit course configuration settings and bulk input or update course dates and times.

Another major roadmap improvement is enhanced course content creation capabilities in Learn Ultra. Enriched content captivates students and makes learning more enjoyable and stimulating. Students are more likely to be actively involved in the learning process when the content is engaging, leading to better outcomes.

What's new?

- Ability to add image tiles to learning modules **(available in August)**
- Learning modules progress indicator for students **(available in July)** and visual appearance **(available in August)**
- Course management panel **(available in July)**
- Enhanced batch edit experience **(available in September)**

How is it better?

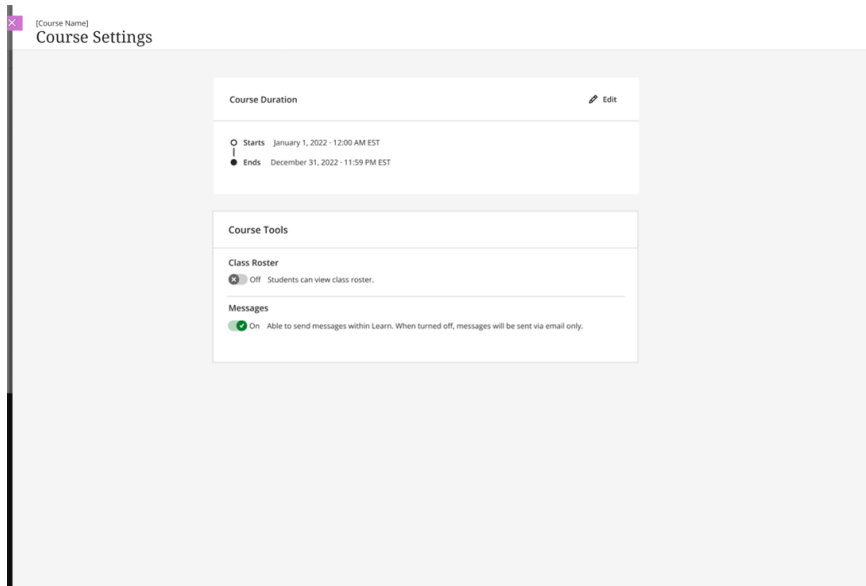
- More attractive and richer course content
- Easier bulk editing
- Cleaner course content page

Help us
spread the
word



Efficiency is critical to instructors, and we want to make sure course creators are aware of this new experience before it's in production.

Course Settings:



Course Settings is a completely new panel in Learn Ultra that works similarly to the properties section in Original. This panel will have all the configurations for the course, and users with privileges will be able to view/edit different course configuration settings that will be divided into separate sections. Course Duration and Course Tools will be available first.

Properties

- **Course Duration**
With this section, the user can view the set duration of the course. Users with privileges can also change the course duration: set dates, dates of enrollment, continues, and term if the course is associated with a term.
- **Course Tools**
With this section, the user can set the tools they want the course to use. Course tools will depend on the institution/node-level policies. This means that even with privileges to view this section, the user can only change a specific tool if the institution has decided that that tool is mandatory for the course.

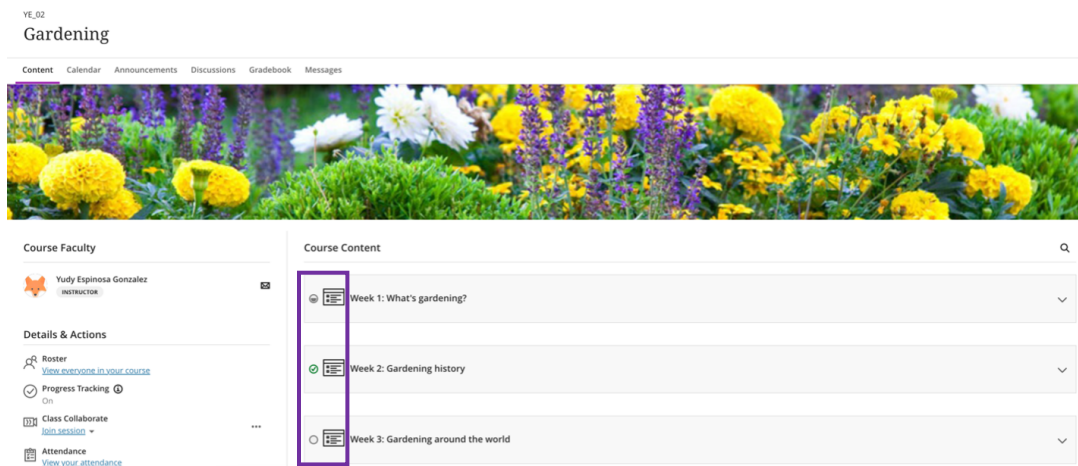
First tools that will be available in the Course Tools section:

- Roster: This will turn off/on roster for students **(available in July)**
- Messages: This will turn off/on messages **(available in August)**

Course Creation:

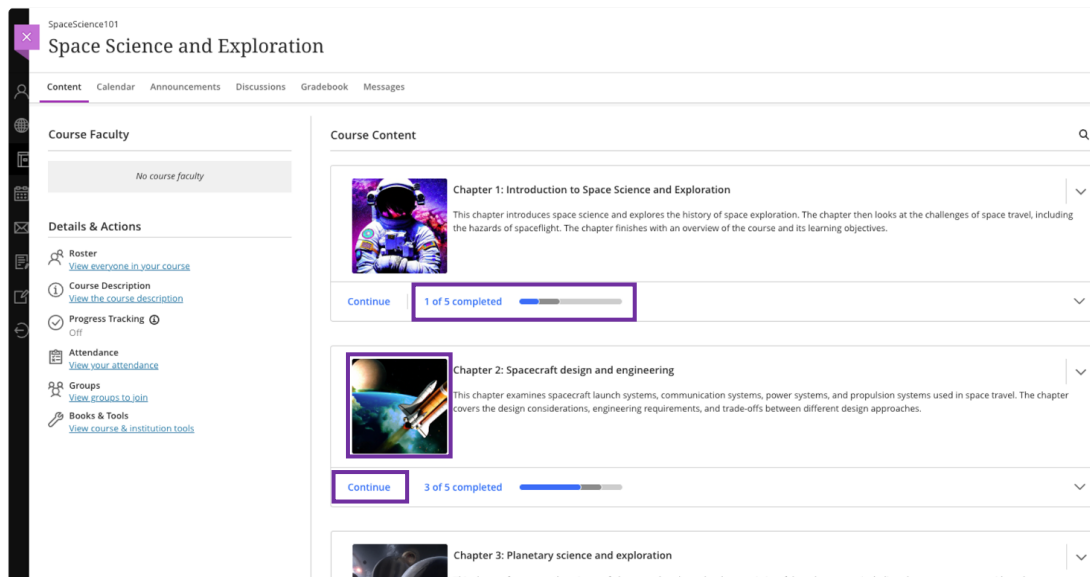
- Learning Module—Progress Tracking and Visual Appearance
 - When progress tracking is enabled, it will be possible for students to easily track their progress within a learning module without the need to expand it and look at individual items. The progress tracking indicator on the top level of a learning module will draw the student's attention to the number of unopened, started, and completed items. It also offers an easy way to “Start,” “Continue,” or “See” completed learning modules when forced sequence is enabled.

Before:



- Basic progress indicator from the student's view
- No visual differentiator for each learning module

After:



- Clearer progress indication. Progress bar within each learning module visible to students.
- Descriptive images can be added to each learning module. Provides visual clues to students and improves the experience.
- An easier way to keep working where the student left off. New “start/continue” button.

Content Management:

- **Batch Edit:** Instructors often need to adjust dates in their courses, including after a course copy or conversion. With Batch Edit, instructors can now select all items on the course outline and quickly roll dates forward. Batch Edit now supports recursion. If a folder or learning module is selected, all child items within the folder or learning module receive the update. This is ideal for rolling dates and for removing release conditions by setting items to be hidden or visible to students.

Before:

<input type="checkbox"/>	Item ↕	Due Date ↕	Show On ↕	Hide After ↕	Category ↕	Visibility ↕
<input type="checkbox"/>	Week 1: What's gardening?	--	--	--	Learning Module	Visible to students
<input type="checkbox"/>	Week 2: Gardening history	--	--	--	Learning Module	Visible to students
<input type="checkbox"/>	Week 3: Gardening around the world	--	--	--	Learning Module	Visible to students

After:

<input type="checkbox"/>	Item ↕	Due Date ↕	Show On ↕	Hide After ↕	Visibility ↕
<input type="checkbox"/>	Week 1: What is a cupcake?				Hidden from students ^
<input type="checkbox"/>	Cupcake or muffin?				Hidden from students
<input type="checkbox"/>	Cupcakes basics				Hidden from students
<input type="checkbox"/>	Week 2: Cupcakes history				Hidden from students v
<input type="checkbox"/>	Week 3: Cupcakes around the world				Hidden from students v

Bookmark the [release notes](#) page for all the latest updates and information.



©2023 Anthology Inc. and its affiliates. All rights reserved.